

brilliant

USER GUIDE

Welcome to your new smart home



TABLE OF CONTENTS

Brilliant Basics

Installation & Setup	2
Brilliant App	3
Brilliant Control Panels	4
Brilliant Switches & Plugs	5
Lighting Control	6
Built-in Camera & Intercom	10
Built-In Voice Control	11
Scenes & Automation.....	12
Touchscreen Customization	13

Add Devices

Compatible Device Categories	15
Compatible Brands.....	16
How to Add Devices	17

Support

Troubleshooting.....	19
Get help	20

Brilliant Basics

BRILLIANT BASICS

Installation & Setup

Download the “Brilliant Smart Home System” mobile app to get started.
Available for iOS and Android.



BRILLIANT BASICS

Brilliant App

Control your home from anywhere with the Brilliant Smart Home System app for iOS and Android.



Brilliant Control Panels



Available in four models and six colors

Color frames sold separately



1-Switch Panel



2-Switch Panel



3-Switch Panel



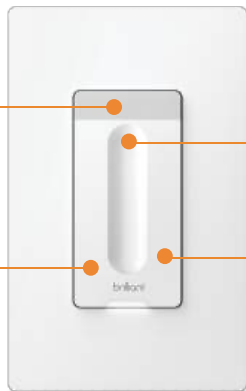
4-Switch Panel



Brilliant Switches & Plugs

Motion Sensor
Automatically turn lights on/off

Scene Control
Double tap to activate a home automation scene



Slider
Control/adjust lighting circuits Programmable

Capacitive Touch
Tap anywhere to turn lights on/off

Smart Dimmer Switch



Smart Plug



BRILLIANT BASICS

Lighting Control

Brilliant offers several ways to control the smart lighting in your home:

- Touchscreen menu
- Sliders
- Screen gestures
- Home automation scenes
- Motion sensing
- Voice control
- Mobile app



Lighting Control: Sliders



Lights ON/OFF

Tap on slider.



Dim Lights

Drag up/down on slider.

Not all Brilliant Control Panels models have sliders

Lighting Control: Screen Gestures

Lights ON

Flick up on screen.



Lights OFF

Flick down on screen.



Dim Lights

Drag up/down on screen.



All Smart Lights in the Room ON/OFF

Flick up/down with TWO fingers.



Screen gestures work on all Brilliant Control Panel models

Lighting Control: Other

Brilliant offers several other ways to control the smart lighting in your home.



Touchscreen Menu

Tap the “Lights” tile on the screen to see and control connected lights.



Voice Control

Use Alexa or Google Assistant (only Alexa is built-in).



Home Automation Scenes

Tap the “Scenes” icon to control multiple lights simultaneously.



Mobile App

Use the Brilliant app to control your lights from anywhere.



Motion Sensing

Automatically turn lights on/off based on motion detection.

BRILLIANT BASICS

Built-in Camera & Intercom

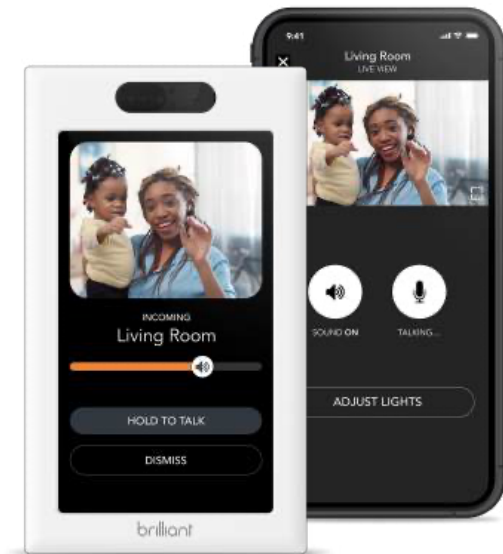
Check in on your home from anywhere. Brilliant Controls include a built-in camera with privacy shutter, microphone, and speaker.

Camera

View live video of the built-in camera from the Brilliant app or another Brilliant Control.

Intercom

Communicate with people at home and broadcast audio announcements.



To enable/disable the camera and control who has access tap [Settings > Privacy > Remote Video Access](#)

BRILLIANT BASICS

Built-in Voice Control

To start controlling your home with your voice, log into the Amazon Alexa app and enable skills for Brilliant and your other smart devices.

Example Commands:

- Lights: "Alexa, turn on the living room lights."
- Music: "Alexa, play classic jazz."
- Scene: "Alexa, I'm Home."
- Weather: "Alexa, what's the weather?"

Alexa is the only built-in voice assistant option.

Brilliant's connected lighting can be voice controlled using Google Assistant & Siri-enabled devices.

To enable/disable voice control tap the Alexa voice icon in the menu bar.



Touchscreen Customization

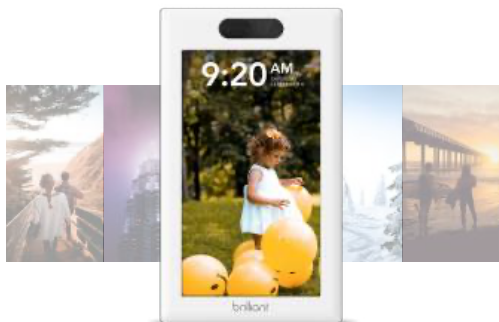


Photo Frame

Use the Brilliant app to upload images to display on your Brilliant Control Panels.



Home Screen

Customize the layout of your Home Screen by tapping **Settings > Home Screen**.

Scenes & Automation

Control multiple devices simultaneously with a tap or your voice. You can also automate your home by setting schedules and timers.

Programmable Scenes



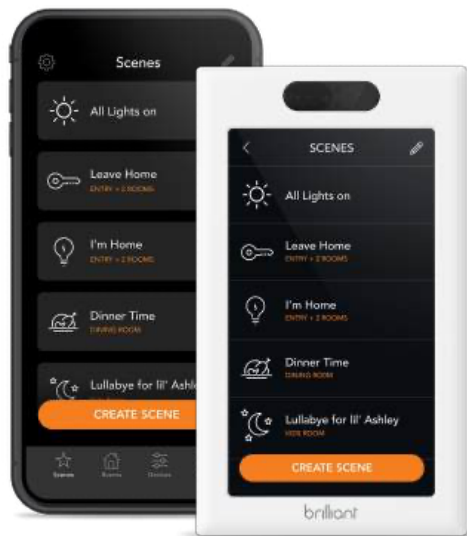
Leave Home

- All lights off
- Thermostat off
- Music off



I'm Home

- Entry lights 50%
- Living room lights 75%
- Thermostat 68* F
- Play "Relax" playlist



Add Devices

ADD DEVICES

Compatible Device Categories



Switches



Thermostats



Locks



Video Doorbells



Cameras



Light Bulbs



Sound Systems



Garage Openers



Window Shades



Security Systems



Voice Assistants



Water Leak Detectors



Smart Plugs



Intercom Systems



Hubs

SMART LIVING

Brilliant is a home control system designed to make your life more convenient, secure & joyful.

Easily control lighting, access, cameras, climate, home automation and so much more, all from a touchscreen panel on your wall or an all-in-one mobile app.

Enjoy your Brilliant-powered smart home!

ADD DEVICES

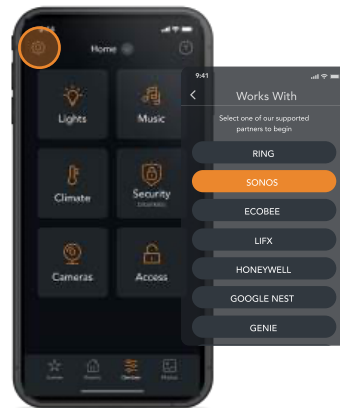
How to Add Devices

Visit www.brilliant.tech/works-with to see a full list of compatible brands and products.



Control Panel

Menu Bar > Add Device
or
Settings > Works With



Mobile App

Settings > Works With

Support

SUPPORT

Troubleshooting

Here are couple things to check before contacting us.

Is your Wi-Fi and internet working?

Be sure that your internet connection is working and that your Brilliant Control is connected to your Wi-Fi network (must be connected to a 2.4Ghz network, 5Ghz Wi-Fi is not supported). You can use your Brilliant Control without Wi-Fi or internet connectivity, but functionality will be limited to controlling wired lighting only.

Is there a problem controlling a specific device?

Make sure the device is powered on and connected to the same Wi-Fi network as your Brilliant Control. If you are still having issues, try controlling the device using the manufacturer's app. If you are unable to control the device from the manufacture's app, contact the device's manufacturer support. Otherwise, contact Brilliant customer support.

SUPPORT

Get Help

Have questions? Need help? We're here for you.

Web: support.brilliant.tech

Email: support@brilliant.tech

brilliant